

February 25 - 27, 2011 Phillip Island, Australia

SUPPORT CLASS RESULTS

LINFOX AUSTRALIAN SUPERSTOCK 600 C & D CHALLENGE



Date: 26/02/11
Event: R02
Weather: Mostly sunny - Temp: 17.2C
Track: Dry - Temp: 26.5C

Race 1

Started at: 08:51:47
Laps: 8
Starters: 41
Printed at: 9:11

PROVISIONAL RESULTS

| Pos | No | Gr | Name | Machine | Laps | Race Time | Behind | Fastest Lap | On Lap |
|-----|----|----|--|-----------------|------|-----------|----------|-------------|--------|
| 1 | 3 | C | Michael JONES (QLD) / Reece Bancell Scholarship | Yamaha YZF-R6 | 8 | 13:25.431 | | 1:38.451 | 3 |
| 2 | 16 | C | Josh HOOK (NSW) | Honda CBRR | 8 | 13:30.533 | 5.102 | 1:39.868 | 3 |
| 3 | 56 | C | Mark WILKINSON (VIC) | Kawasaki ZX6 | 8 | 13:36.127 | 10.696 | 1:40.342 | 3 |
| 4 | 25 | D | Daniel FALZON (SA) | Yamaha YZF-R6 | 8 | 13:41.950 | 16.519 | 1:41.389 | 5 |
| 5 | 93 | C | Adrian DI GIANDOMENICO (VIC) | Yamaha YZF-R6 | 8 | 13:42.034 | 16.603 | 1:41.178 | 7 |
| 6 | 51 | D | Zach THACKERAY (NSW) | Kawasaki ZX6R | 8 | 13:42.054 | 16.623 | 1:41.174 | 7 |
| 7 | 11 | C | Andrew KINGS (NSW) | Yamaha YZF-R6 | 8 | 13:48.251 | 22.820 | 1:41.969 | 4 |
| 8 | 32 | D | James BECK (NSW) / Evermil Pty Ltd | Yamaha YZF-R6 | 8 | 13:48.298 | 22.867 | 1:41.948 | 5 |
| 9 | 64 | C | Timothy McGREGOR (NSW) | Kawasaki ZX6R | 8 | 13:52.900 | 27.469 | 1:42.811 | 4 |
| 10 | 69 | D | Michael LOCKART (NSW) / EPL International | Kawasaki ZX6R | 8 | 14:03.010 | 37.579 | 1:43.908 | 8 |
| 11 | 75 | C | Colin LEWIS (NSW) | Yamaha YZF-R6 | 8 | 14:06.735 | 41.304 | 1:44.368 | 4 |
| 12 | 34 | C | James MUTTON (QLD) / Brisbane Motorcycles | Suzuki GSX-R | 8 | 14:07.129 | 41.698 | 1:43.216 | 6 |
| 13 | 66 | D | Adam RAFFE (VIC) / California Superbike School | Suzuki GSX-R | 8 | 14:07.915 | 42.484 | 1:44.433 | 7 |
| 14 | 13 | C | Richard ELLIS (VIC) | Yamaha YZF-R6 | 8 | 14:09.461 | 44.030 | 1:44.469 | 7 |
| 15 | 94 | D | Liam WILKINSON (SA) | Kawasaki ZX6R | 8 | 14:19.249 | 53.818 | 1:45.550 | 5 |
| 16 | 83 | D | Kyle BUCKLEY (QLD) | Yamaha YZF-R6 | 8 | 14:19.259 | 53.828 | 1:45.704 | 3 |
| 17 | 67 | D | Brenton HYDE (NSW) | Yamaha YZF-R6 | 8 | 14:28.439 | 1:03.008 | 1:45.927 | 3 |
| 18 | 17 | D | Samuel LAMBERT (NT) | Suzuki GSX-R | 8 | 14:28.710 | 1:03.279 | 1:46.126 | 6 |
| 19 | 46 | D | Phillip FOSTER (QLD) | Yamaha YZF-R6 | 8 | 14:28.887 | 1:03.456 | 1:46.184 | 5 |
| 20 | 98 | C | Mark McHENRY (VIC) | Triumph Daytona | 8 | 14:29.597 | 1:04.166 | 1:44.364 | 8 |
| 21 | 36 | D | Lisa IRWIN (VIC) / Motorcycle Service Centre Geelong | Yamaha YZF-R6 | 8 | 14:31.543 | 1:06.112 | 1:44.657 | 8 |
| 22 | 9 | D | Liam COLEBY (VIC) | Yamaha YZF-R6 | 8 | 14:35.064 | 1:09.633 | 1:45.904 | 8 |
| 23 | 27 | D | Bradley RAYNER (NSW) | Yamaha YZF-R6 | 8 | 14:35.242 | 1:09.811 | 1:46.657 | 8 |
| 24 | 76 | C | Scott GAPPS (NSW) | Suzuki GSX-R | 8 | 14:35.307 | 1:09.876 | 1:46.686 | 7 |
| 25 | 55 | D | Brett CHAMBERS (VIC) | Triumph 2006 | 8 | 14:36.378 | 1:10.947 | 1:44.976 | 8 |
| 26 | 21 | C | James PATRICK (VIC) | Yamaha YZF-R6 | 8 | 14:39.850 | 1:14.419 | 1:46.922 | 6 |
| 27 | 74 | C | Philip CZAJ (VIC) | Yamaha YZF-R6 | 8 | 14:45.650 | 1:20.219 | 1:45.456 | 8 |
| 28 | 12 | C | Adam WHITTAKER (QLD) | Honda CBR-RR | 8 | 14:47.289 | 1:21.858 | 1:46.443 | 8 |
| 29 | 71 | C | Lincoln GILDING (QLD) | Suzuki GSX-R | 8 | 14:48.363 | 1:22.932 | 1:45.522 | 7 |
| 30 | 24 | D | Sophie LOVETT (NSW) | Yamaha YZF-R6 | 8 | 14:49.549 | 1:24.118 | 1:47.939 | 8 |
| 31 | 96 | D | David DRANE (NSW) | Kawasaki ZX6R | 8 | 14:49.603 | 1:24.172 | 1:47.484 | 8 |
| 32 | 58 | C | Luke BURGESS (QLD) | Kawasaki ZX6R | 8 | 14:54.597 | 1:29.166 | 1:46.950 | 5 |
| 33 | 19 | C | Will CLARKE (VIC) | Yamaha YZF-R6 | 8 | 14:54.989 | 1:29.558 | 1:48.097 | 8 |
| 34 | 20 | C | Mat BERRY (NSW) | Suzuki GSX-R | 8 | 15:01.129 | 1:35.698 | 1:47.920 | 4 |
| 35 | 91 | D | Greg WATSON (NSW) | Suzuki GSX-R | 8 | 15:03.345 | 1:37.914 | 1:50.571 | 6 |
| 36 | 87 | D | Anthony BENTALL (QLD) | Suzuki GSX-R | 7 | 13:33.214 | 1 Lap | 1:51.221 | 7 |
| 37 | 81 | D | Tom PAYNE (NSW) | Honda CBR-RR | 7 | 13:40.663 | 1 Lap | 1:53.291 | 7 |

Scott Laing
Chief Time Keeper - Scott Laing

Peter Smith
Clerk of Course - Peter Smith

Computime Race Timing Systems Pty Ltd © 1996-2008
Licensed to Computime Race Timing Systems


www.computime.com.au

COMPUTIME RACE TIMING SYSTEMS PTY LTD

9 Timber Lane, Glen Waverley, Vic 3150. Ph : 0418 17 13 17

E-mail : scott@computime.com.au





February 25 - 27, 2011 Phillip Island, Australia

SUPPORT CLASS RESULTS

LINFOX AUSTRALIAN SUPERSTOCK 600 C & D CHALLENGE



Race 1

Date: 26/02/11
Event: R02
Weather: Mostly sunny - Temp: 17.2C
Track: Dry - Temp: 26.5C

Started at: 08:51:47
Laps: 8
Starters: 41
Printed at: 9:11

PROVISIONAL RESULTS

| Pos | No | Gr | Name | Machine | Laps | Race Time | Behind | Fastest Lap | On Lap |
|-----|----|----|---|---------------|------|-----------|--------|-------------|--------|
| 38 | 88 | D | David HOLMES (NSW) | Honda CBR-RR | 7 | 13:41.209 | 1 Lap | 1:53.710 | 6 |
| DNF | 48 | D | Craig DOYE (VIC) | Honda CBR-RR | 4 | 7:29.405 | 4 Laps | 1:49.684 | 2 |
| DNF | 26 | C | Sean CONDON (NSW) / Swann Insurance / Bike Biz Racing | Yamaha YZF-R6 | 1 | 1:49.294 | 7 Laps | 1:49.294 | 1 |
| DNF | 80 | C | Mark CLARKEN (QLD) | Yamaha YZF-R6 | 1 | 2:00.566 | 7 Laps | 2:00.566 | 1 |

Fastest Lap was 1:38.451 by Michael JONES (QLD)

*** NEW LAP RECORD - Previous : Warwick Nowland - 1:39.426 (5/12/10) ***

The results are provisional until the end of the time limit for protests and appeals.

Chief Time Keeper - Scott Laing

Clerk of Course - Peter Smith



Computime Race Timing Systems Pty Ltd © 1996-2008
Licensed to Computime Race Timing Systems

www.computime.com.au

COMPUTIME RACE TIMING SYSTEMS PTY LTD

9 Timber Lane, Glen Waverley, Vic 3150. Ph : 0418 17 13 17

E-mail : scott@computime.com.au





February 25 - 27, 2011 Phillip Island, Australia

SUPPORT CLASS RESULTS

LINFOX AUSTRALIAN SUPERSTOCK 600 C & D CHALLENGE



Date: 26/02/11
Event: R02
Weather: Mostly sunny - Temp: 17.2C
Track: Dry - Temp: 26.5C

Race 1

Started at: 08:51:47
Laps: 8
Starters: 41
Printed at: 9:11

PROVISIONAL LAP TIMES

| No | Name | Lap 1 | Lap 2 | Lap 3 | Lap 4 | Lap 5 | Lap 6 | Lap 7 | Lap 8 |
|----|------------------------|-----------------|-----------------|-----------------|-----------------|-----------------|-----------------|-----------------|-----------------|
| 3 | Michael JONES (QLD) | 1:48.639 | 1:40.070 | 1:38.451 | 1:38.480 | 1:38.613 | 1:39.563 | 1:40.125 | 1:41.490 |
| 9 | Liam COLEBY (VIC) | 2:02.203 | 1:49.346 | 1:49.797 | 1:48.113 | 1:46.785 | 1:45.974 | 1:46.942 | 1:45.904 |
| 11 | Andrew KINGS (NSW) | 1:51.248 | 1:42.812 | 1:42.216 | 1:41.969 | 1:42.278 | 1:42.109 | 1:42.320 | 1:43.299 |
| 12 | Adam WHITTAKER (QLD) | 1:59.329 | 2:05.190 | 1:48.699 | 1:47.033 | 1:47.093 | 1:46.972 | 1:46.530 | 1:46.443 |
| 13 | Richard ELLIS (VIC) | 1:52.794 | 1:45.662 | 1:45.761 | 1:45.021 | 1:45.376 | 1:44.985 | 1:44.469 | 1:45.393 |
| 16 | Josh HOOK (NSW) | 1:47.864 | 1:40.886 | 1:39.868 | 1:40.578 | 1:40.261 | 1:40.524 | 1:40.157 | 1:40.395 |
| 17 | Samuel LAMBERT (NT) | 1:58.601 | 1:48.789 | 1:47.103 | 1:47.216 | 1:47.202 | 1:46.126 | 1:46.635 | 1:47.038 |
| 19 | Will CLARKE (VIC) | 2:03.495 | 1:52.252 | 1:53.006 | 1:50.579 | 1:49.556 | 1:49.000 | 1:49.004 | 1:48.097 |
| 20 | Mat BERRY (NSW) | 1:57.571 | 2:11.847 | 1:50.652 | 1:47.920 | 1:47.985 | 1:47.926 | 1:48.400 | 1:48.828 |
| 21 | James PATRICK (VIC) | 2:01.007 | 1:49.512 | 1:49.884 | 1:49.235 | 1:48.892 | 1:46.922 | 1:47.096 | 1:47.302 |
| 24 | Sophie LOVETT (NSW) | 2:04.274 | 1:51.564 | 1:49.641 | 1:48.931 | 1:49.864 | 1:48.666 | 1:48.670 | 1:47.939 |
| 25 | Daniel FALZON (SA) | 1:49.132 | 1:42.111 | 1:41.689 | 1:42.842 | 1:41.389 | 1:41.638 | 1:41.520 | 1:41.629 |
| 26 | Sean CONDON (NSW) | 1:49.294 | | | | | | | |
| 27 | Bradley RAYNER (NSW) | 1:59.973 | 1:50.033 | 1:48.488 | 1:46.979 | 1:47.465 | 1:48.618 | 1:47.029 | 1:46.657 |
| 32 | James BECK (NSW) | 1:50.174 | 1:42.668 | 1:42.484 | 1:42.713 | 1:41.948 | 1:42.591 | 1:42.867 | 1:42.853 |
| 34 | James MUTTON (QLD) | 1:55.611 | 1:46.835 | 1:44.107 | 1:44.017 | 1:43.677 | 1:43.216 | 1:44.520 | 1:45.146 |
| 36 | Lisa IRWIN (VIC) | 1:55.226 | 2:02.268 | 1:48.048 | 1:45.869 | 1:45.059 | 1:45.294 | 1:45.122 | 1:44.657 |
| 46 | Phillip FOSTER (QLD) | 1:59.534 | 1:47.834 | 1:47.989 | 1:46.740 | 1:46.184 | 1:46.901 | 1:46.965 | 1:46.740 |
| 48 | Craig DOYE (VIC) | 1:59.758 | 1:49.684 | 1:50.263 | 1:49.700 | | | | |
| 51 | Zach THACKERAY (NSW) | 1:48.250 | 1:41.710 | 1:42.004 | 1:43.859 | 1:41.975 | 1:41.841 | 1:41.174 | 1:41.241 |
| 55 | Brett CHAMBERS (VIC) | 2:01.018 | 1:48.526 | 1:50.725 | 1:50.005 | 1:47.914 | 1:47.008 | 1:46.206 | 1:44.976 |
| 56 | Mark WILKINSON (VIC) | 1:48.538 | 1:41.511 | 1:40.342 | 1:40.607 | 1:40.843 | 1:41.001 | 1:41.484 | 1:41.801 |
| 58 | Luke BURGESS (QLD) | 1:53.942 | 2:13.207 | 1:48.531 | 1:48.857 | 1:46.950 | 1:47.253 | 1:47.762 | 1:48.095 |
| 64 | Timothy McGREGOR (NSW) | 1:50.528 | 1:43.781 | 1:43.248 | 1:42.811 | 1:43.310 | 1:42.833 | 1:42.928 | 1:43.461 |
| 66 | Adam RAFFE (VIC) | 1:53.332 | 1:44.877 | 1:45.114 | 1:45.560 | 1:45.327 | 1:44.716 | 1:44.433 | 1:44.556 |
| 67 | Brenton HYDE (NSW) | 1:56.770 | 1:47.344 | 1:45.927 | 1:48.366 | 1:47.810 | 1:48.138 | 1:48.083 | 1:46.001 |
| 69 | Michael LOCKART (NSW) | 1:51.710 | 1:44.336 | 1:44.678 | 1:44.977 | 1:44.741 | 1:44.188 | 1:44.472 | 1:43.908 |
| 71 | Lincoln GILDING (QLD) | 1:58.650 | 2:10.821 | 1:49.229 | 1:46.097 | 1:45.617 | 1:46.717 | 1:45.522 | 1:45.710 |
| 74 | Philip CZAJ (VIC) | 1:57.632 | 2:08.067 | 1:46.345 | 1:47.298 | 1:46.134 | 1:48.388 | 1:46.330 | 1:45.456 |
| 75 | Colin LEWIS (NSW) | 1:53.846 | 1:44.962 | 1:44.501 | 1:44.368 | 1:44.638 | 1:44.805 | 1:44.849 | 1:44.766 |
| 76 | Scott GAPPS (NSW) | 2:01.255 | 1:49.442 | 1:49.414 | 1:47.187 | 1:46.829 | 1:47.427 | 1:46.686 | 1:47.067 |
| 80 | Mark CLARKEN (QLD) | 2:00.566 | | | | | | | |
| 81 | Tom PAYNE (NSW) | 2:08.387 | 1:57.311 | 1:55.897 | 1:55.269 | 1:55.788 | 1:54.720 | 1:53.291 | |
| 83 | Kyle BUCKLEY (QLD) | 1:56.171 | 1:46.854 | 1:45.704 | 1:46.083 | 1:45.910 | 1:46.022 | 1:46.183 | 1:46.332 |
| 87 | Anthony BENTALL (QLD) | 2:04.333 | 2:08.773 | 1:52.523 | 1:51.909 | 1:52.954 | 1:51.501 | 1:51.221 | |

Chief Time Keeper - Scott Laing

Clerk of Course - Peter Smith



Computime Race Timing Systems Pty Ltd © 1996-2008
Licensed to Computime Race Timing Systems

www.computime.com.au

COMPUTIME RACE TIMING SYSTEMS PTY LTD

9 Timber Lane, Glen Waverley, Vic 3150. Ph : 0418 17 13 17

E-mail : scott@computime.com.au





February 25 - 27, 2011 Phillip Island, Australia

SUPPORT CLASS RESULTS

LINFOX AUSTRALIAN SUPERSTOCK 600 C & D CHALLENGE



Race 1

Date: 26/02/11
Event: R02
Weather: Mostly sunny - Temp: 17.2C
Track: Dry - Temp: 26.5C


Started at: 08:51:47
Laps: 8
Starters: 41
Printed at: 9:11


PROVISIONAL LAP TIMES

| No | Name | Lap 1 | Lap 2 | Lap 3 | Lap 4 | Lap 5 | Lap 6 | Lap 7 | Lap 8 |
|----|------------------------------|----------|----------|----------|----------|-----------------|-----------------|-----------------|-----------------|
| 88 | David HOLMES (NSW) | 2:07.147 | 1:58.889 | 1:56.503 | 1:55.814 | 1:54.617 | 1:53.710 | 1:54.529 | |
| 91 | Greg WATSON (NSW) | 2:02.357 | 1:52.885 | 1:52.775 | 1:51.034 | 1:51.033 | 1:50.571 | 1:51.152 | 1:51.538 |
| 93 | Adrian DI GIANDOMENICO (VIC) | 1:50.391 | 1:42.023 | 1:42.232 | 1:41.673 | 1:41.487 | 1:41.791 | 1:41.178 | 1:41.259 |
| 94 | Liam WILKINSON (SA) | 1:55.156 | 1:47.461 | 1:47.123 | 1:45.863 | 1:45.550 | 1:46.077 | 1:45.696 | 1:46.323 |
| 96 | David DRANE (NSW) | 2:05.010 | 1:51.011 | 1:51.871 | 1:47.963 | 1:48.519 | 1:49.089 | 1:48.656 | 1:47.484 |
| 98 | Mark McHENRY (VIC) | 2:00.587 | 1:49.377 | 1:49.959 | 1:48.189 | 1:46.350 | 1:45.846 | 1:44.925 | 1:44.364 |

*** NEW LAP RECORD - Previous : Warwick Nowland - 1:39.426 (5/12/10) ***

The results are provisional until the end of the time limit for protests and appeals.


Chief Time Keeper - Scott Laing


Clerk of Course - Peter Smith



Computime Race Timing Systems Pty Ltd © 1996-2008
Licensed to Computime Race Timing Systems


www.computime.com.au

COMPUTIME RACE TIMING SYSTEMS PTY LTD

9 Timber Lane, Glen Waverley, Vic 3150. Ph : 0418 17 13 17

E-mail : scott@computime.com.au





February 25 - 27, 2011 Phillip Island, Australia

SUPPORT CLASS RESULTS

LINFOX AUSTRALIAN SUPERSTOCK 600 C & D CHALLENGE



Race 1

Date: 26/02/11
Event: R02
Weather: Mostly sunny - Temp: 17.2C
Track: Dry - Temp: 26.5C

Started at: 08:51:47
Laps: 8
Starters: 41
Printed at: 9:12

PROVISIONAL SPLIT TIMES

| Lap | Split 1 | Split 2 | Split 3 | Lap Time | Lap | Split 1 | Split 2 | Split 3 | Lap Time |
|---------------------------------------|---------------|---------------|---------------|-----------------|--|---------------|---------------|---------------|-----------------|
| 3 Michael JONES (QLD) (1st) | | | | | 55 Brett CHAMBERS (VIC) (25th) | | | | |
| 1 | 39.465 | 41.685 | 27.014 | 1:48.164 | 1 | 42.677 | 45.308 | 28.937 | 1:56.922 |
| 2 | 33.168 | 40.383 | 26.519 | 1:40.070 | 2 | 36.601 | 43.378 | 28.547 | 1:48.526 |
| 3 | 33.011 | 39.207 | 26.233 | 1:38.451 | 3 | 37.144 | 44.532 | 29.049 | 1:50.725 |
| 4 | 32.927 | 39.221 | 26.332 | 1:38.480 | 4 | 37.121 | 44.306 | 28.578 | 1:50.005 |
| 5 | 32.869 | 39.375 | 26.369 | 1:38.613 | 5 | 36.155 | 43.738 | 28.021 | 1:47.914 |
| 6 | 33.256 | 39.708 | 26.599 | 1:39.563 | 6 | 35.637 | 42.913 | 28.458 | 1:47.008 |
| 7 | 33.285 | 39.969 | 26.871 | 1:40.125 | 7 | 35.687 | 42.418 | 28.101 | 1:46.206 |
| 8 | 34.155 | 39.783 | 27.552 | 1:41.490 | 8 | 35.557 | 41.562 | 27.857 | 1:44.976 |
| 9 Liam COLEBY (VIC) (22th) | | | | | 56 Mark WILKINSON (VIC) (3rd) | | | | |
| 1 | 42.755 | 45.571 | 28.826 | 1:57.152 | 1 | 38.974 | 41.050 | 27.023 | 1:47.047 |
| 2 | 36.216 | 44.360 | 28.770 | 1:49.346 | 2 | 33.871 | 40.844 | 26.796 | 1:41.511 |
| 3 | 35.945 | 44.258 | 29.594 | 1:49.797 | 3 | 33.516 | 40.108 | 26.718 | 1:40.342 |
| 4 | 35.722 | 43.972 | 28.419 | 1:48.113 | 4 | 33.667 | 40.198 | 26.742 | 1:40.607 |
| 5 | 36.660 | 42.025 | 28.100 | 1:46.785 | 5 | 33.659 | 40.164 | 27.020 | 1:40.843 |
| 6 | 35.068 | 42.940 | 27.966 | 1:45.974 | 6 | 33.865 | 40.332 | 26.804 | 1:41.001 |
| 7 | 35.974 | 42.639 | 28.329 | 1:46.942 | 7 | 34.010 | 40.588 | 26.886 | 1:41.484 |
| 8 | 35.082 | 42.524 | 28.298 | 1:45.904 | 8 | 33.977 | 40.799 | 27.025 | 1:41.801 |
| 11 Andrew KINGS (NSW) (7th) | | | | | 58 Luke BURGESS (QLD) (32th) | | | | |
| 1 | 38.620 | 42.350 | 27.745 | 1:48.715 | 1 | 39.529 | 43.168 | 28.073 | 1:50.770 |
| 2 | 34.427 | 41.205 | 27.180 | 1:42.812 | 2 | 59.221 | 45.379 | 28.607 | 2:13.207 |
| 3 | 33.993 | 41.045 | 27.178 | 1:42.216 | 3 | 36.723 | 43.473 | 28.335 | 1:48.531 |
| 4 | 34.207 | 40.593 | 27.169 | 1:41.969 | 4 | 36.659 | 44.026 | 28.172 | 1:48.857 |
| 5 | 34.337 | 40.825 | 27.116 | 1:42.278 | 5 | 36.161 | 42.876 | 27.913 | 1:46.950 |
| 6 | 33.997 | 40.760 | 27.352 | 1:42.109 | 6 | 35.994 | 43.383 | 27.876 | 1:47.253 |
| 7 | 34.295 | 40.518 | 27.507 | 1:42.320 | 7 | 36.124 | 43.185 | 28.453 | 1:47.762 |
| 8 | 34.736 | 41.129 | 27.434 | 1:43.299 | 8 | 36.626 | 43.255 | 28.214 | 1:48.095 |
| 12 Adam WHITTAKER (QLD) (28th) | | | | | 64 Timothy McGREGOR (NSW) (9th) | | | | |
| 1 | 41.156 | 44.680 | 29.423 | 1:55.259 | 1 | 38.707 | 42.233 | 27.381 | 1:48.321 |
| 2 | 50.582 | 44.935 | 29.673 | 2:05.190 | 2 | 34.628 | 41.560 | 27.593 | 1:43.781 |
| 3 | 36.617 | 43.191 | 28.891 | 1:48.699 | 3 | 34.290 | 41.441 | 27.517 | 1:43.248 |
| 4 | 35.885 | 42.638 | 28.510 | 1:47.033 | 4 | 34.220 | 41.408 | 27.183 | 1:42.811 |
| 5 | 36.062 | 42.538 | 28.493 | 1:47.093 | 5 | 34.319 | 41.565 | 27.426 | 1:43.310 |
| 6 | 35.525 | 42.433 | 29.014 | 1:46.972 | 6 | 34.426 | 41.251 | 27.156 | 1:42.833 |
| 7 | 35.856 | 42.501 | 28.173 | 1:46.530 | 7 | 34.394 | 41.427 | 27.107 | 1:42.928 |
| 8 | 35.638 | 42.324 | 28.481 | 1:46.443 | 8 | 34.502 | 41.467 | 27.492 | 1:43.461 |
| 13 Richard ELLIS (VIC) (14th) | | | | | 66 Adam RAFFE (VIC) (11th) | | | | |
| 1 | 39.032 | 42.570 | 28.261 | 1:49.863 | 1 | 38.434 | 42.648 | 28.272 | 1:50.354 |

Chief Time Keeper - Scott Laing

Clerk of Course - Peter Smith



Computime Race Timing Systems Pty Ltd © 1996-2008
Licensed to Computime Race Timing Systems


www.computime.com.au

COMPUTIME RACE TIMING SYSTEMS PTY LTD

9 Timber Lane, Glen Waverley, Vic 3150. Ph : 0418 17 13 17

E-mail : scott@computime.com.au





February 25 - 27, 2011 Phillip Island, Australia

SUPPORT CLASS RESULTS

LINFOX AUSTRALIAN SUPERSTOCK 600 C & D CHALLENGE



Race 1

Date: 26/02/11
Event: R02
Weather: Mostly sunny - Temp: 17.2C
Track: Dry - Temp: 26.5C

Started at: 08:51:47
Laps: 8
Starters: 41
Printed at: 9:12

PROVISIONAL SPLIT TIMES

| Lap | Split 1 | Split 2 | Split 3 | Lap Time | Lap | Split 1 | Split 2 | Split 3 | Lap Time |
|-----|---------------|---------------|---------------|-----------------|-----|---------------|---------------|---------------|-----------------|
| 2 | 34.538 | 42.556 | 28.568 | 1:45.662 | 2 | 35.176 | 41.505 | 28.196 | 1:44.877 |
| 3 | 35.268 | 42.651 | 27.842 | 1:45.761 | 3 | 35.297 | 41.521 | 28.296 | 1:45.114 |
| 4 | 34.633 | 42.244 | 28.144 | 1:45.021 | 4 | 35.361 | 41.732 | 28.467 | 1:45.560 |
| 5 | 34.916 | 42.379 | 28.081 | 1:45.376 | 5 | 34.857 | 42.268 | 28.202 | 1:45.327 |
| 6 | 34.688 | 42.307 | 27.990 | 1:44.985 | 6 | 34.922 | 41.855 | 27.939 | 1:44.716 |
| 7 | 34.805 | 41.867 | 27.797 | 1:44.469 | 7 | 34.855 | 41.786 | 27.792 | 1:44.433 |
| 8 | 34.341 | 42.710 | 28.342 | 1:45.393 | 8 | 34.923 | 41.840 | 27.793 | 1:44.556 |

16 Josh HOOK (NSW) (2nd)

| | | | | |
|---|---------------|---------------|---------------|-----------------|
| 1 | 38.677 | 40.870 | 27.117 | 1:46.664 |
| 2 | 33.897 | 40.179 | 26.810 | 1:40.886 |
| 3 | 33.450 | 39.760 | 26.658 | 1:39.868 |
| 4 | 33.843 | 40.004 | 26.731 | 1:40.578 |
| 5 | 33.607 | 39.935 | 26.719 | 1:40.261 |
| 6 | 33.761 | 40.067 | 26.696 | 1:40.524 |
| 7 | 33.610 | 39.872 | 26.675 | 1:40.157 |
| 8 | 33.742 | 39.755 | 26.898 | 1:40.395 |

67 Brenton HYDE (NSW) (17th)

| | | | | |
|---|---------------|---------------|---------------|-----------------|
| 1 | 39.839 | 44.855 | 28.318 | 1:53.012 |
| 2 | 35.665 | 43.450 | 28.229 | 1:47.344 |
| 3 | 35.455 | 42.597 | 27.875 | 1:45.927 |
| 4 | 35.749 | 44.323 | 28.294 | 1:48.366 |
| 5 | 35.999 | 43.614 | 28.197 | 1:47.810 |
| 6 | 36.249 | 43.556 | 28.333 | 1:48.138 |
| 7 | 36.075 | 43.487 | 28.521 | 1:48.083 |
| 8 | 35.188 | 42.739 | 28.074 | 1:46.001 |

17 Samuel LAMBERT (NT) (18th)

| | | | | |
|---|---------------|---------------|---------------|-----------------|
| 1 | 40.109 | 44.959 | 29.075 | 1:54.143 |
| 2 | 36.674 | 43.204 | 28.911 | 1:48.789 |
| 3 | 35.972 | 42.801 | 28.330 | 1:47.103 |
| 4 | 35.788 | 42.975 | 28.453 | 1:47.216 |
| 5 | 36.169 | 43.014 | 28.019 | 1:47.202 |
| 6 | 35.411 | 42.587 | 28.128 | 1:46.126 |
| 7 | 35.676 | 42.732 | 28.227 | 1:46.635 |
| 8 | 35.617 | 43.439 | 27.982 | 1:47.038 |

69 Michael LOCKART (NSW) (10th)

| | | | | |
|---|---------------|---------------|---------------|-----------------|
| 1 | 38.709 | 42.681 | 27.455 | 1:48.845 |
| 2 | 34.734 | 41.921 | 27.681 | 1:44.336 |
| 3 | 35.175 | 42.048 | 27.455 | 1:44.678 |
| 4 | 35.246 | 41.947 | 27.784 | 1:44.977 |
| 5 | 35.115 | 42.296 | 27.330 | 1:44.741 |
| 6 | 34.889 | 41.446 | 27.853 | 1:44.188 |
| 7 | 34.909 | 41.957 | 27.606 | 1:44.472 |
| 8 | 34.932 | 41.699 | 27.277 | 1:43.908 |

19 Will CLARKE (VIC) (33th)

| | | | | |
|---|---------------|---------------|---------------|-----------------|
| 1 | 42.634 | 46.253 | 29.832 | 1:58.719 |
| 2 | 37.483 | 45.221 | 29.548 | 1:52.252 |
| 3 | 38.126 | 45.472 | 29.408 | 1:53.006 |
| 4 | 37.135 | 44.278 | 29.166 | 1:50.579 |
| 5 | 36.872 | 43.789 | 28.895 | 1:49.556 |
| 6 | 36.479 | 43.789 | 28.732 | 1:49.000 |
| 7 | 36.744 | 43.905 | 28.355 | 1:49.004 |
| 8 | 36.688 | 43.180 | 28.229 | 1:48.097 |

71 Lincoln GILDING (QLD) (29th)

| | | | | |
|---|---------------|---------------|---------------|-----------------|
| 1 | 41.454 | 44.802 | 28.824 | 1:55.080 |
| 2 | 55.318 | 46.549 | 28.954 | 2:10.821 |
| 3 | 37.061 | 43.959 | 28.209 | 1:49.229 |
| 4 | 35.232 | 42.645 | 28.220 | 1:46.097 |
| 5 | 35.473 | 42.050 | 28.094 | 1:45.617 |
| 6 | 35.548 | 43.257 | 27.912 | 1:46.717 |
| 7 | 35.255 | 42.315 | 27.952 | 1:45.522 |
| 8 | 35.407 | 42.084 | 28.219 | 1:45.710 |

20 Mat BERRY (NSW) (34th)

| | | | | |
|---|--------|--------|--------|----------|
| 1 | 40.409 | 44.776 | 28.454 | 1:53.639 |
| 2 | 56.124 | 46.719 | 29.004 | 2:11.847 |
| 3 | 37.032 | 44.425 | 29.195 | 1:50.652 |

74 Philip CZAJ (VIC) (27th)

| | | | | |
|---|--------|--------|--------|----------|
| 1 | 39.868 | 45.444 | 28.338 | 1:53.650 |
| 2 | 54.323 | 45.307 | 28.437 | 2:08.067 |
| 3 | 37.631 | 42.614 | 28.100 | 1:46.345 |

Chief Time Keeper - Scott Laing

Clerk of Course - Peter Smith



Computime Race Timing Systems Pty Ltd © 1996-2008
Licensed to Computime Race Timing Systems


www.computime.com.au

COMPUTIME RACE TIMING SYSTEMS PTY LTD

9 Timber Lane, Glen Waverley, Vic 3150. Ph : 0418 17 13 17

E-mail : scott@computime.com.au





February 25 - 27, 2011 Phillip Island, Australia

SUPPORT CLASS RESULTS

LINFOX AUSTRALIAN SUPERSTOCK 600 C & D CHALLENGE



Race 1

Date: 26/02/11
Event: R02
Weather: Mostly sunny - Temp: 17.2C
Track: Dry - Temp: 26.5C

Started at: 08:51:47
Laps: 8
Starters: 41
Printed at: 9:12

PROVISIONAL SPLIT TIMES

| Lap | Split 1 | Split 2 | Split 3 | Lap Time | Lap | Split 1 | Split 2 | Split 3 | Lap Time |
|-----|---------------|---------------|---------------|-----------------|-----|---------------|---------------|---------------|-----------------|
| 4 | 36.115 | 43.221 | 28.584 | 1:47.920 | 4 | 35.672 | 43.193 | 28.433 | 1:47.298 |
| 5 | 36.252 | 43.013 | 28.720 | 1:47.985 | 5 | 35.488 | 42.901 | 27.745 | 1:46.134 |
| 6 | 36.599 | 42.794 | 28.533 | 1:47.926 | 6 | 35.930 | 43.754 | 28.704 | 1:48.388 |
| 7 | 36.252 | 43.886 | 28.262 | 1:48.400 | 7 | 35.595 | 42.759 | 27.976 | 1:46.330 |
| 8 | 36.812 | 43.421 | 28.595 | 1:48.828 | 8 | 35.260 | 42.113 | 28.083 | 1:45.456 |

21 James PATRICK (VIC) (26th)

| | | | | |
|---|---------------|---------------|---------------|-----------------|
| 1 | 41.572 | 45.721 | 29.030 | 1:56.323 |
| 2 | 36.817 | 44.192 | 28.503 | 1:49.512 |
| 3 | 36.356 | 44.577 | 28.951 | 1:49.884 |
| 4 | 36.366 | 44.443 | 28.426 | 1:49.235 |
| 5 | 36.713 | 44.369 | 27.810 | 1:48.892 |
| 6 | 35.919 | 43.144 | 27.859 | 1:46.922 |
| 7 | 35.937 | 43.086 | 28.073 | 1:47.096 |
| 8 | 35.952 | 43.212 | 28.138 | 1:47.302 |

75 Colin LEWIS (NSW) (11th)

| | | | | |
|---|---------------|---------------|---------------|-----------------|
| 1 | 40.620 | 42.455 | 27.958 | 1:51.033 |
| 2 | 35.542 | 41.877 | 27.543 | 1:44.962 |
| 3 | 35.181 | 41.727 | 27.593 | 1:44.501 |
| 4 | 35.092 | 41.626 | 27.650 | 1:44.368 |
| 5 | 34.873 | 41.880 | 27.885 | 1:44.638 |
| 6 | 35.273 | 41.886 | 27.646 | 1:44.805 |
| 7 | 35.528 | 41.870 | 27.451 | 1:44.849 |
| 8 | 35.168 | 41.809 | 27.789 | 1:44.766 |

24 Sophie LOVETT (NSW) (30th)

| | | | | |
|---|---------------|---------------|---------------|-----------------|
| 1 | 43.109 | 47.072 | 29.265 | 1:59.446 |
| 2 | 36.944 | 45.104 | 29.516 | 1:51.564 |
| 3 | 37.089 | 43.859 | 28.693 | 1:49.641 |
| 4 | 36.387 | 43.772 | 28.772 | 1:48.931 |
| 5 | 36.970 | 43.991 | 28.903 | 1:49.864 |
| 6 | 36.620 | 43.611 | 28.435 | 1:48.666 |
| 7 | 36.495 | 43.928 | 28.247 | 1:48.670 |
| 8 | 36.259 | 43.326 | 28.354 | 1:47.939 |

76 Scott GAPPS (NSW) (24th)

| | | | | |
|---|---------------|---------------|---------------|-----------------|
| 1 | 41.491 | 46.294 | 28.867 | 1:56.652 |
| 2 | 36.849 | 44.334 | 28.259 | 1:49.442 |
| 3 | 36.287 | 44.550 | 28.577 | 1:49.414 |
| 4 | 36.086 | 43.054 | 28.047 | 1:47.187 |
| 5 | 35.307 | 43.357 | 28.165 | 1:46.829 |
| 6 | 35.512 | 43.796 | 28.119 | 1:47.427 |
| 7 | 35.623 | 42.707 | 28.356 | 1:46.686 |
| 8 | 35.579 | 43.543 | 27.945 | 1:47.067 |

25 Daniel FALZON (SA) (4th)

| | | | | |
|---|---------------|---------------|---------------|-----------------|
| 1 | 38.583 | 41.787 | 26.989 | 1:47.359 |
| 2 | 34.245 | 41.039 | 26.827 | 1:42.111 |
| 3 | 34.192 | 40.736 | 26.761 | 1:41.689 |
| 4 | 33.867 | 41.930 | 27.045 | 1:42.842 |
| 5 | 33.832 | 40.832 | 26.725 | 1:41.389 |
| 6 | 34.125 | 40.651 | 26.862 | 1:41.638 |
| 7 | 34.084 | 40.610 | 26.826 | 1:41.520 |
| 8 | 34.212 | 40.355 | 27.062 | 1:41.629 |

80 Mark CLARKEN (QLD) (41th)

| | | | | |
|---|---------------|---------------|---------------|----------|
| 1 | 41.643 | 45.087 | 28.916 | 1:55.646 |
|---|---------------|---------------|---------------|----------|

81 Tom PAYNE (NSW) (37th)

| | | | | |
|---|---------------|---------------|---------------|-----------------|
| 1 | 43.536 | 47.787 | 30.947 | 2:02.270 |
| 2 | 39.299 | 46.781 | 31.231 | 1:57.311 |
| 3 | 38.818 | 45.787 | 31.292 | 1:55.897 |
| 4 | 38.405 | 46.103 | 30.761 | 1:55.269 |
| 5 | 38.669 | 46.889 | 30.230 | 1:55.788 |
| 6 | 38.490 | 45.848 | 30.382 | 1:54.720 |
| 7 | 37.789 | 45.157 | 30.345 | 1:53.291 |

26 Sean CONDON (NSW) (40th)

| | | | | |
|---|---------------|---------------|---------------|----------|
| 1 | 39.023 | 41.702 | 26.986 | 1:47.711 |
|---|---------------|---------------|---------------|----------|

83 Kyle BUCKLEY (QLD) (16th)

| | | | | |
|---|-------------------|-------------------|--------|-----------------|
| 1 | 39.839 | 44.568 | 28.336 | 1:52.743 |
| 2 | 35.443 | 43.164 | 28.247 | 1:46.854 |
| 3 | 35.092 | 42.364 | 28.248 | 1:45.704 |

Chief Time Keeper - Scott Laing

Clerk of Course - Peter Smith



Computime Race Timing Systems Pty Ltd © 1996-2008
Licensed to Computime Race Timing Systems


www.computime.com.au

COMPUTIME RACE TIMING SYSTEMS PTY LTD

9 Timber Lane, Glen Waverley, Vic 3150. Ph : 0418 17 13 17

E-mail : scott@computime.com.au





February 25 - 27, 2011 Phillip Island, Australia

SUPPORT CLASS RESULTS

LINFOX AUSTRALIAN SUPERSTOCK 600 C & D CHALLENGE



Race 1

Date: 26/02/11
Event: R02
Weather: Mostly sunny - Temp: 17.2C
Track: Dry - Temp: 26.5C

Started at: 08:51:47
Laps: 8
Starters: 41
Printed at: 9:12

PROVISIONAL SPLIT TIMES

| Lap | Split 1 | Split 2 | Split 3 | Lap Time | Lap | Split 1 | Split 2 | Split 3 | Lap Time |
|-----|---------------|---------------|---------------|-----------------|-----|---------------|---------|---------------|----------|
| 3 | 36.318 | 44.163 | 28.007 | 1:48.488 | 4 | 35.356 | 42.419 | 28.308 | 1:46.083 |
| 4 | 35.734 | 43.368 | 27.877 | 1:46.979 | 5 | 34.905 | 42.707 | 28.298 | 1:45.910 |
| 5 | 35.630 | 43.649 | 28.186 | 1:47.465 | 6 | 35.391 | 42.479 | 28.152 | 1:46.022 |
| 6 | 36.128 | 43.875 | 28.615 | 1:48.618 | 7 | 35.314 | 42.421 | 28.448 | 1:46.183 |
| 7 | 36.189 | 42.959 | 27.881 | 1:47.029 | 8 | 35.298 | 42.760 | 28.274 | 1:46.332 |
| 8 | 35.385 | 42.903 | 28.369 | 1:46.657 | | | | | |

32 James BECK (NSW) (8th)

| | | | | |
|---|---------------|---------------|---------------|-----------------|
| 1 | 38.500 | 42.014 | 27.377 | 1:47.891 |
| 2 | 34.366 | 41.163 | 27.139 | 1:42.668 |
| 3 | 34.151 | 41.155 | 27.178 | 1:42.484 |
| 4 | 34.282 | 41.127 | 27.304 | 1:42.713 |
| 5 | 34.012 | 40.586 | 27.350 | 1:41.948 |
| 6 | 34.220 | 40.944 | 27.427 | 1:42.591 |
| 7 | 34.313 | 41.181 | 27.373 | 1:42.867 |
| 8 | 34.460 | 41.347 | 27.046 | 1:42.853 |

34 James MUTTON (QLD) (12th)

| | | | | |
|---|---------------|---------------|---------------|-----------------|
| 1 | 39.942 | 44.790 | 28.216 | 1:52.948 |
| 2 | 35.833 | 42.716 | 28.286 | 1:46.835 |
| 3 | 34.722 | 41.599 | 27.786 | 1:44.107 |
| 4 | 34.913 | 41.509 | 27.595 | 1:44.017 |
| 5 | 34.508 | 41.430 | 27.739 | 1:43.677 |
| 6 | 34.519 | 41.037 | 27.660 | 1:43.216 |
| 7 | 35.356 | 41.264 | 27.900 | 1:44.520 |
| 8 | 35.357 | 41.956 | 27.833 | 1:45.146 |

36 Lisa IRWIN (VIC) (21th)

| | | | | |
|---|---------------|---------------|---------------|-----------------|
| 1 | 39.850 | 43.453 | 28.114 | 1:51.417 |
| 2 | 49.985 | 44.070 | 28.213 | 2:02.268 |
| 3 | 36.346 | 43.178 | 28.524 | 1:48.048 |
| 4 | 35.395 | 42.364 | 28.110 | 1:45.869 |
| 5 | 35.108 | 42.251 | 27.700 | 1:45.059 |
| 6 | 34.986 | 42.126 | 28.182 | 1:45.294 |
| 7 | 35.541 | 41.652 | 27.929 | 1:45.122 |
| 8 | 34.952 | 41.804 | 27.901 | 1:44.657 |

46 Phillip FOSTER (QLD) (19th)

| | | | | |
|---|--------|--------|--------|----------|
| 1 | 40.532 | 45.372 | 29.308 | 1:55.212 |
| 2 | 35.962 | 43.267 | 28.605 | 1:47.834 |
| 3 | 36.385 | 43.242 | 28.362 | 1:47.989 |
| 4 | 35.523 | 43.005 | 28.212 | 1:46.740 |

87 Anthony BENTALL (QLD) (36th)

| | | | | |
|---|---------------|---------------|---------------|-----------------|
| 1 | 43.158 | 45.841 | 30.070 | 1:59.069 |
| 2 | 52.532 | 46.461 | 29.780 | 2:08.773 |
| 3 | 37.657 | 44.920 | 29.946 | 1:52.523 |
| 4 | 37.166 | 45.097 | 29.646 | 1:51.909 |
| 5 | 37.787 | 45.877 | 29.290 | 1:52.954 |
| 6 | 37.167 | 44.747 | 29.587 | 1:51.501 |
| 7 | 36.989 | 44.649 | 29.583 | 1:51.221 |

88 David HOLMES (NSW) (38th)

| | | | | |
|---|---------------|---------------|---------------|-----------------|
| 1 | 42.018 | 48.461 | 31.021 | 2:01.500 |
| 2 | 39.564 | 47.703 | 31.622 | 1:58.889 |
| 3 | 38.258 | 47.731 | 30.514 | 1:56.503 |
| 4 | 38.456 | 46.955 | 30.403 | 1:55.814 |
| 5 | 38.204 | 46.442 | 29.971 | 1:54.617 |
| 6 | 37.721 | 46.103 | 29.886 | 1:53.710 |
| 7 | 37.901 | 45.708 | 30.920 | 1:54.529 |

91 Greg WATSON (NSW) (35th)

| | | | | |
|---|---------------|---------------|---------------|-----------------|
| 1 | 41.585 | 45.859 | 29.545 | 1:56.989 |
| 2 | 37.462 | 45.620 | 29.803 | 1:52.885 |
| 3 | 37.507 | 45.625 | 29.643 | 1:52.775 |
| 4 | 36.931 | 44.733 | 29.370 | 1:51.034 |
| 5 | 36.623 | 45.134 | 29.276 | 1:51.033 |
| 6 | 36.811 | 44.674 | 29.086 | 1:50.571 |
| 7 | 37.006 | 44.712 | 29.434 | 1:51.152 |
| 8 | 36.914 | 45.225 | 29.399 | 1:51.538 |

93 Adrian DI GIANDOMENICO (VIC) (5th)

| | | | | |
|---|-------------------|--------|---------------|-----------------|
| 1 | 38.935 | 42.125 | 27.252 | 1:48.312 |
| 2 | 34.221 | 40.708 | 27.094 | 1:42.023 |
| 3 | 34.204 | 40.952 | 27.076 | 1:42.232 |
| 4 | 34.171 | 40.483 | 27.019 | 1:41.673 |
| 5 | 33.936 | 40.586 | 26.965 | 1:41.487 |
| 6 | 33.995 | 40.313 | 27.483 | 1:41.791 |
| 7 | 33.948 | 40.404 | 26.816 | 1:41.178 |

Scott Laing
Chief Time Keeper - Scott Laing

Peter Smith
Clerk of Course - Peter Smith

Computime Race Timing Systems Pty Ltd © 1996-2008
Licensed to Computime Race Timing Systems


www.computime.com.au

COMPUTIME RACE TIMING SYSTEMS PTY LTD

9 Timber Lane, Glen Waverley, Vic 3150. Ph : 0418 17 13 17

E-mail : scott@computime.com.au





February 25 - 27, 2011 Phillip Island, Australia

SUPPORT CLASS RESULTS

LINFOX AUSTRALIAN SUPERSTOCK 600 C & D CHALLENGE



Race 1

Date: 26/02/11
Event: R02
Weather: Mostly sunny - Temp: 17.2C
Track: Dry - Temp: 26.5C

Started at: 08:51:47
Laps: 8
Starters: 41
Printed at: 9:12

PROVISIONAL SPLIT TIMES

| Lap | Split 1 | Split 2 | Split 3 | Lap Time | Lap | Split 1 | Split 2 | Split 3 | Lap Time |
|--------------------------------------|---------------|---------------|---------------|-----------------|--------------------------------------|---------------|---------------|---------------|-----------------|
| 5 | 35.463 | <u>42.722</u> | 27.999 | <u>1:46.184</u> | 8 | 33.983 | <u>40.295</u> | 26.981 | 1:41.259 |
| 6 | 35.454 | 43.412 | 28.035 | 1:46.901 | | | | | |
| 7 | 35.842 | 42.936 | 28.187 | 1:46.965 | | | | | |
| 8 | <u>35.339</u> | 43.473 | <u>27.928</u> | 1:46.740 | | | | | |
| 48 Craig DOYE (VIC) (39th) | | | | | 94 Liam WILKINSON (SA) (15th) | | | | |
| 1 | 41.475 | 45.694 | 29.023 | 1:56.192 | 1 | 39.928 | 43.573 | 28.534 | 1:52.035 |
| 2 | 37.364 | <u>43.720</u> | 28.600 | <u>1:49.684</u> | 2 | 36.045 | 42.732 | 28.684 | 1:47.461 |
| 3 | 36.922 | 44.166 | 29.175 | 1:50.263 | 3 | 36.342 | 42.479 | 28.302 | 1:47.123 |
| 4 | <u>36.882</u> | 44.378 | <u>28.440</u> | 1:49.700 | 4 | 35.621 | 42.143 | 28.099 | 1:45.863 |
| | | | | | 5 | <u>35.264</u> | <u>42.100</u> | 28.186 | <u>1:45.550</u> |
| | | | | | 6 | 35.352 | 42.436 | 28.289 | 1:46.077 |
| | | | | | 7 | 35.300 | 42.204 | 28.192 | 1:45.696 |
| | | | | | 8 | 35.538 | 42.702 | <u>28.083</u> | 1:46.323 |
| 51 Zach THACKERAY (NSW) (6th) | | | | | 96 David DRANE (NSW) (31th) | | | | |
| 1 | 38.715 | 41.471 | 27.100 | 1:47.286 | 1 | 42.666 | 47.152 | 29.391 | 1:59.209 |
| 2 | <u>33.951</u> | 40.757 | 27.002 | 1:41.710 | 2 | 36.789 | 44.848 | 29.374 | 1:51.011 |
| 3 | 34.104 | 40.823 | 27.077 | 1:42.004 | 3 | 37.801 | 45.333 | 28.737 | 1:51.871 |
| 4 | 34.640 | 41.888 | 27.331 | 1:43.859 | 4 | 36.337 | 43.267 | 28.359 | 1:47.963 |
| 5 | 34.025 | 40.831 | 27.119 | 1:41.975 | 5 | <u>36.145</u> | 44.262 | 28.112 | 1:48.519 |
| 6 | 34.155 | <u>40.430</u> | 27.256 | 1:41.841 | 6 | 36.654 | 43.970 | 28.465 | 1:49.089 |
| 7 | 33.991 | 40.504 | <u>26.679</u> | <u>1:41.174</u> | 7 | 36.446 | 44.006 | 28.204 | 1:48.656 |
| 8 | 34.024 | 40.503 | 26.714 | 1:41.241 | 8 | 36.274 | <u>43.179</u> | <u>28.031</u> | <u>1:47.484</u> |
| | | | | | 98 Mark McHENRY (VIC) (20th) | | | | |
| | | | | | 1 | 42.507 | 45.307 | 29.431 | 1:57.245 |
| | | | | | 2 | 36.757 | 44.062 | 28.558 | 1:49.377 |
| | | | | | 3 | 36.590 | 44.455 | 28.914 | 1:49.959 |
| | | | | | 4 | 36.575 | 43.365 | 28.249 | 1:48.189 |
| | | | | | 5 | 35.459 | 42.697 | 28.194 | 1:46.350 |
| | | | | | 6 | 35.175 | 42.497 | 28.174 | 1:45.846 |
| | | | | | 7 | <u>34.957</u> | 42.140 | 27.828 | 1:44.925 |
| | | | | | 8 | 35.030 | <u>41.708</u> | <u>27.626</u> | <u>1:44.364</u> |

*** NEW LAP RECORD - Previous : Warwick Nowland - 1:39.426 (5/12/10) ***

The results are provisional until the end of the time limit for protests and appeals.

Scott Laing
Chief Time Keeper - Scott Laing

Peter Smith
Clerk of Course - Peter Smith



Computime Race Timing Systems Pty Ltd © 1996-2008
Licensed to Computime Race Timing Systems

www.computime.com.au

COMPUTIME RACE TIMING SYSTEMS PTY LTD

9 Timber Lane, Glen Waverley, Vic 3150. Ph : 0418 17 13 17

E-mail : scott@computime.com.au





February 25 - 27, 2011 Phillip Island, Australia

SUPPORT CLASS RESULTS

LINFOX AUSTRALIAN SUPERSTOCK 600 C & D CHALLENGE



Race 1

Date: 26/02/11
Event: R02
Weather: Mostly sunny - Temp: 17.2C
Track: Dry - Temp: 26.5C


Started at: 08:51:47
Laps: 8
Starters: 41
Printed at: 9:11


PROVISIONAL FASTEST LAPS SEQUENCE

| Lap | Race Pos | No | Name | Machine | Fastest Lap | On Lap |
|-----|----------|----|---------------------|---------------|-------------|--------|
| 1 | 1 | 16 | Josh HOOK (NSW) | Honda CBRR | 1:47.864 | 1 |
| 2 | 1 | 3 | Michael JONES (QLD) | Yamaha YZF-R6 | 1:40.070 | 2 |
| 3 | 1 | 3 | Michael JONES (QLD) | Yamaha YZF-R6 | 1:38.451 | 3 |

*** NEW LAP RECORD - Previous : Warwick Nowland - 1:39.426 (5/12/10) ***

The results are provisional until the end of the time limit for protests and appeals.


Chief Time Keeper - Scott Laing


Clerk of Course - Peter Smith



Computime Race Timing Systems Pty Ltd © 1996-2008
Licensed to Computime Race Timing Systems

www.computime.com.au

COMPUTIME RACE TIMING SYSTEMS PTY LTD

9 Timber Lane, Glen Waverley, Vic 3150. Ph : 0418 17 13 17

E-mail : scott@computime.com.au





February 25 - 27, 2011 Phillip Island, Australia

SUPPORT CLASS RESULTS

LINFOX AUSTRALIAN SUPERSTOCK 600 C & D CHALLENGE



Race 1

Date: 26/02/11
Event: R02
Weather: Mostly sunny - Temp: 17.2C
Track: Dry - Temp: 26.5C

Started at: 08:51:47
Laps: 8
Starters: 41
Printed at: 9:12

PROVISIONAL LAP CHART

| Grid | 1 | 2 | 3 | 4 | 5 | 6 | 7 | 8 |
|------|----|----|----|----|----|----|----|----|
| 3 | 16 | 3 | 3 | 3 | 3 | 3 | 3 | 3 |
| 51 | 51 | 16 | 16 | 16 | 16 | 16 | 16 | 16 |
| 16 | 56 | 51 | 56 | 56 | 56 | 56 | 56 | 56 |
| 56 | 3 | 56 | 51 | 25 | 25 | 25 | 25 | 25 |
| 26 | 25 | 25 | 25 | 51 | 51 | 93 | 93 | 93 |
| 25 | 26 | 93 | 93 | 93 | 93 | 51 | 51 | 51 |
| 93 | 32 | 32 | 32 | 32 | 32 | 32 | 11 | 11 |
| 64 | 93 | 11 | 11 | 11 | 11 | 11 | 32 | 32 |
| 11 | 64 | 64 | 64 | 64 | 64 | 64 | 64 | 64 |
| 32 | 11 | 69 | 69 | 69 | 69 | 69 | 69 | 69 |
| 34 | 69 | 66 | 75 | 75 | 75 | 75 | 75 | 75 |
| 75 | 13 | 13 | 66 | 66 | 66 | 34 | 34 | 34 |
| 69 | 66 | 75 | 13 | 13 | 34 | 66 | 66 | 66 |
| 13 | 75 | 34 | 34 | 34 | 13 | 13 | 13 | 13 |
| 94 | 58 | 94 | 83 | 83 | 83 | 83 | 94 | 94 |
| 66 | 94 | 83 | 94 | 94 | 94 | 94 | 83 | 83 |
| 98 | 36 | 67 | 67 | 67 | 67 | 67 | 17 | 67 |
| 71 | 34 | 46 | 17 | 17 | 46 | 17 | 46 | 17 |
| 83 | 83 | 17 | 46 | 46 | 17 | 46 | 67 | 46 |
| 58 | 67 | 48 | 27 | 27 | 27 | 98 | 98 | 98 |
| 48 | 20 | 55 | 48 | 76 | 76 | 76 | 36 | 36 |
| 36 | 74 | 98 | 98 | 98 | 98 | 27 | 76 | 9 |
| 67 | 17 | 27 | 76 | 48 | 9 | 36 | 27 | 27 |
| 74 | 71 | 21 | 55 | 9 | 36 | 9 | 9 | 76 |
| 20 | 12 | 76 | 21 | 21 | 55 | 55 | 55 | 55 |
| 55 | 46 | 9 | 9 | 55 | 21 | 21 | 21 | 21 |
| 27 | 48 | 91 | 24 | 36 | 24 | 24 | 74 | 74 |
| 46 | 27 | 19 | 36 | 24 | 96 | 96 | 12 | 12 |
| 12 | 80 | 24 | 96 | 96 | 74 | 74 | 24 | 71 |
| 17 | 98 | 96 | 91 | 91 | 12 | 12 | 96 | 24 |
| 76 | 21 | 36 | 19 | 19 | 19 | 71 | 71 | 96 |
| 9 | 55 | 12 | 74 | 74 | 91 | 19 | 58 | 58 |
| 21 | 76 | 81 | 12 | 12 | 71 | 58 | 19 | 19 |
| 24 | 9 | 74 | 58 | 58 | 58 | 91 | 91 | 20 |
| 80 | 91 | 88 | 71 | 71 | 20 | 20 | 20 | 91 |
| 87 | 19 | 58 | 20 | 20 | 87 | 87 | 87 | |
| 19 | 24 | 20 | 81 | 81 | 81 | 88 | 81 | |

Scott Laing
Chief Time Keeper - Scott Laing

Peter Smith
Clerk of Course - Peter Smith



Computime Race Timing Systems Pty Ltd © 1996-2008
Licensed to Computime Race Timing Systems

www.computime.com.au

COMPUTIME RACE TIMING SYSTEMS PTY LTD

9 Timber Lane, Glen Waverley, Vic 3150. Ph : 0418 17 13 17

E-mail : scott@computime.com.au





February 25 - 27, 2011 Phillip Island, Australia

SUPPORT CLASS RESULTS

LINFOX AUSTRALIAN SUPERSTOCK 600 C & D CHALLENGE



Race 1

Date: 26/02/11
Event: R02
Weather: Mostly sunny - Temp: 17.2C
Track: Dry - Temp: 26.5C

Started at: 08:51:47
Laps: 8
Starters: 41
Printed at: 9:12

PROVISIONAL LAP CHART

| Grid | 1 | 2 | 3 | 4 | 5 | 6 | 7 | 8 |
|------|----|----|----|----|----|----|----|---|
| 96 | 87 | 71 | 88 | 87 | 88 | 81 | 88 | |
| 91 | 96 | 87 | 87 | 88 | | | | |
| 88 | 88 | | | | | | | |
| | 81 | | | | | | | |

*** NEW LAP RECORD - Previous : Warwick Nowland - 1:39.426 (5/12/10) ***

The results are provisional until the end of the time limit for protests and appeals.

Scott Laing
Chief Time Keeper - Scott Laing

Peter Smith
Clerk of Course - Peter Smith



Computime Race Timing Systems Pty Ltd © 1996-2008
Licensed to Computime Race Timing Systems

www.computime.com.au

COMPUTIME RACE TIMING SYSTEMS PTY LTD

9 Timber Lane, Glen Waverley, Vic 3150. Ph : 0418 17 13 17

E-mail : scott@computime.com.au

